

A world map composed of small white and green dots, set against a dark blue background. The map is centered on the Atlantic Ocean. The text "WorldTrend Database" is overlaid in a yellow, serif font.

WorldTrend Database

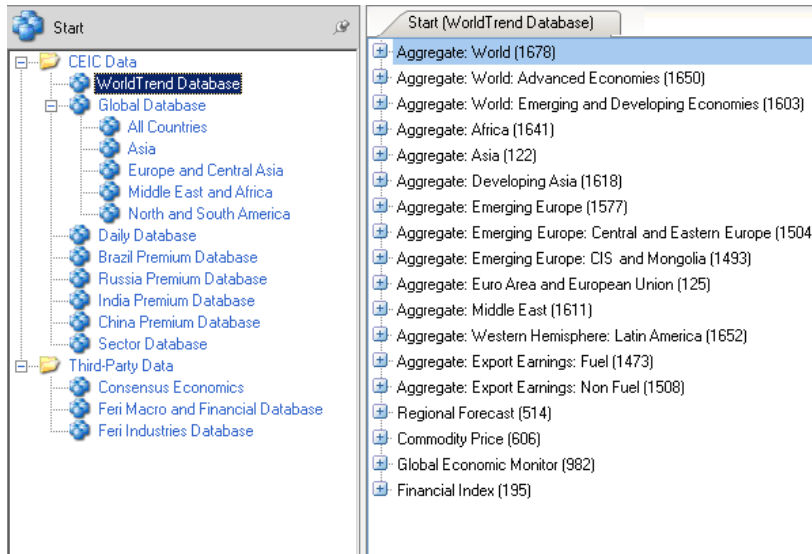
www.ceicdata.com

WorldTrend Database

Global Economic Research Intelligence



What is the WorldTrend Database?



The **CEIC WorldTrend Database** is a premier time series database for economists and analysts seeking worldwide benchmark and reference macroeconomic data.

This unique database contains data on a broad range of hot topics concerning the global economy. Data is sourced from leading global data agencies.

Overview

- ✓ A powerful **new research tool** for economists and analysts seeking the best global economic and financial data for reference purposes
- ✓ A **value-added product** for existing *CEIC Global* and *Premium database* users to combine benchmark data with specific economies' data for tracking changes in local markets relative to recent global trends

Key Benefits

- ✓ Packed with an extensive collection of **aggregated and benchmark** data sourced from public and private data agencies
- ✓ Quickly scan **world and regional** economic developments and risks
- ✓ Obtain **forecast data** provided by international agencies
- ✓ Perform cross country analysis by using our **normalized** data

A Unique Database with 5 Key Elements

Aggregate Data by Region

World & 13 Regions

- World
- Advanced Economies
- Emerging & Developed Economies
- Africa
- Asia
- Developing Asia
- Euro Area and European Union
- Emerging Europe
- Central and Eastern Europe
- CIS and Mongolia
- Western Hemisphere
- Middle East
- Export Earnings: Fuel
- Export Earnings: Non-Fuel

9 Concept Categories:

- National Accounts
- Production
- Government and Public Finance
- Demographic and Labour Market
- Inflation
- Foreign Trade
- Balance of Payment
- Monetary
- Business and Economic Survey

Regional Forecasts

- ✓ Providing regional forecasts for 16 broad regions up to 2014

Commodity Prices

- ✓ Covering all major commodity prices and price indexes in the America, Europe, MENA and Asia

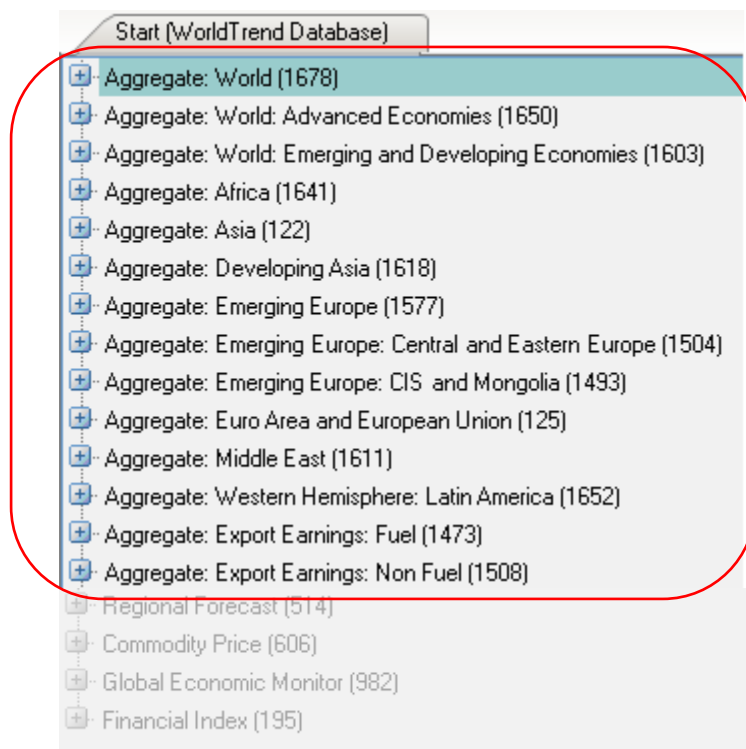
Global Economic Monitor

- ✓ 15 standardized economic indicators for quick cross country comparison

Financial Indexes

- ✓ MSCI regional and country indexes covering:
 - ❖ 23 developed markets
 - ❖ 22 emerging markets
 - ❖ 34 frontier markets
- ✓ MSCI Sector & industry group indexes in GICS® standard (*coming soon*)

Aggregate Data by Region



The Most Accurate and Trustworthy World & Regional Aggregate Data

As the global economic recovery begins to take root, researchers are keen to know what the differences are in regional performance. How have emerging markets performed relative to developed markets?

The CEIC WorldTrend Database provides comprehensive aggregate datasets offering analysts an extensive universe of over 19,000 time series to perform regional analysis.

With reference to internationally accepted IMF country classifications, we have organized the regional datasets into **World** followed by **13 other regions**.

CONCEPT COVERAGE

- National Accounts
- Production
- Government and Public Finance
- Demographic and Labour Market
- Inflation
- Foreign Trade
- Balance of Payment
- Monetary
- Business and Economic Survey

AGGREGATE DATA SOURCES

International Monetary Fund (IMF)

- International Financial Statistics (IFS)
- Direction of Trade (DOT)
- Balance of Payment (BOP)
- World Economic Outlook (WEO)

"EcoWin" Related Sources

- Ifo Institute
- Sentix

Regional Forecasts

- Aggregate: World (1678)
- Aggregate: World: Advanced Economies (1650)
- Aggregate: World: Emerging and Developing Economies (1603)
- Aggregate: Africa (1641)
- Aggregate: Asia (122)
- Aggregate: Developing Asia (1618)
- Aggregate: Emerging Europe (1577)
- Aggregate: Emerging Europe: Central and Eastern Europe (1504)
- Aggregate: Emerging Europe: CIS and Mongolia (1493)
- Aggregate: Euro Area and European Union (125)
- Aggregate: Middle East (1611)
- Aggregate: Western Hemisphere: Latin America (1652)
- Aggregate: Export Earnings: Fuel (1473)
- Aggregate: Export Earnings: Non Fuel (1508)
- Regional Forecast (514)**
 - National Accounts (110)
 - Government and Public Finance (12)
 - Demographic and Labour Market (8)
 - Inflation (38)
 - Foreign Trade (91)
 - Balance of Payment (181)
 - Interest and Foreign Exchange Rate (1)
 - Commodity Price (73)
- Commodity Price (606)
- Global Economic Monitor (982)
- Financial Index (195)

Forecasts at world and regional levels from reputable statistical institutions

Regional Forecasts provide extensive economic, financial and commodity market trends for 16 regional economies and the world as a whole.

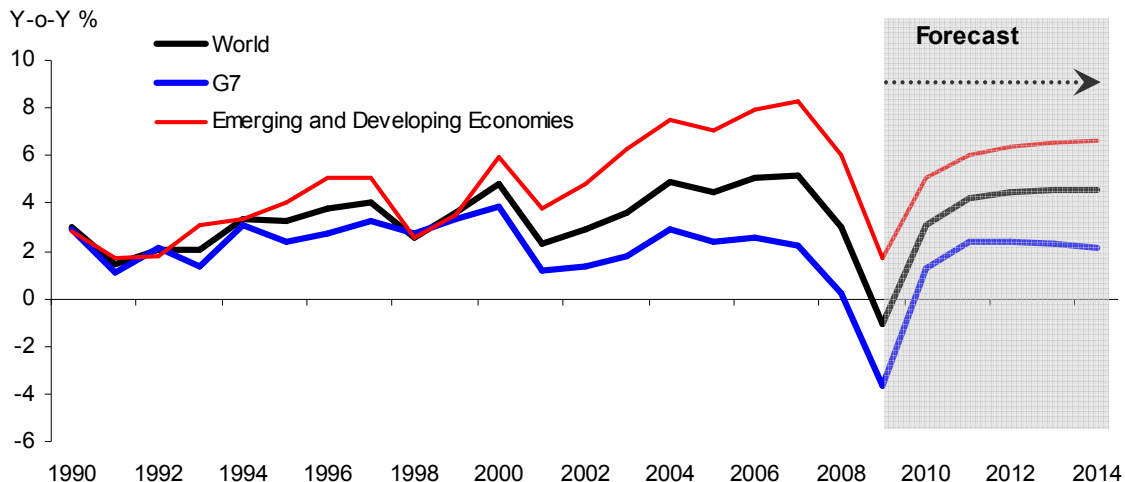
The forecasts contain a wide range of macroeconomic concepts with indicators containing both historical and forecast data to 2014 across 16 regions.

Regional forecasts are sourced from:

- IMF-World Economic Outlook (*WEO*)
- The United Nations Economic and Social Commission for Asia and the Pacific (*UNESCAP*)

Both sources provide closely tracked benchmark forecasts in the international research and policy making community.

Global Real GDP Growth (Year-on-Year Change)



Commodity Prices

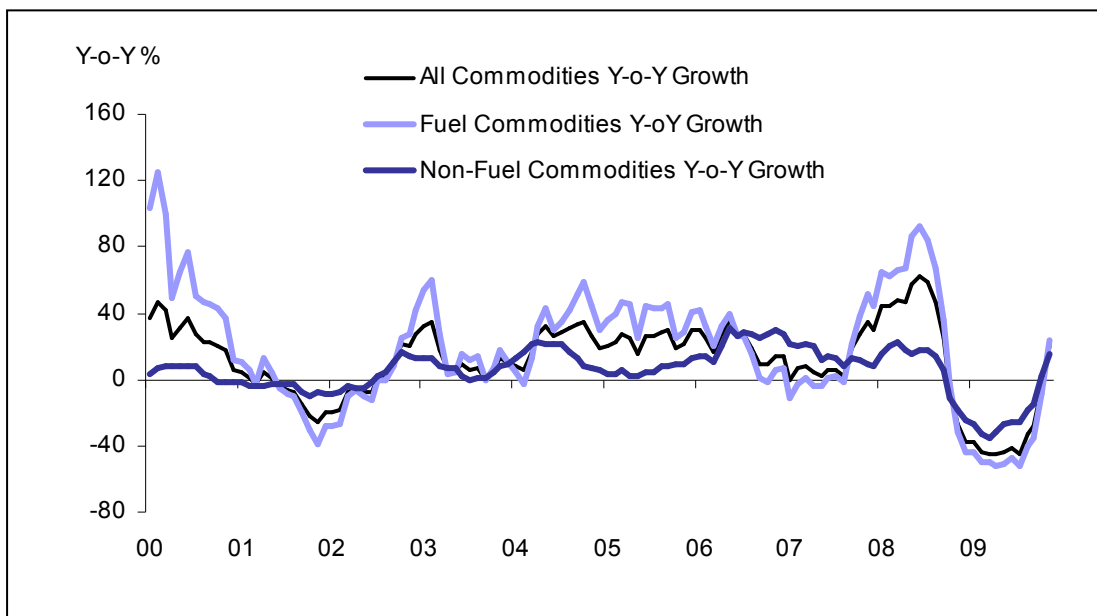
- Aggregate: World (1678)
- Aggregate: World: Advanced Economies (1650)
- Aggregate: World: Emerging and Developing Economies (1603)
- Aggregate: Africa (1641)
- Aggregate: Asia (122)
- Aggregate: Developing Asia (1618)
- Aggregate: Emerging Europe (1577)
- Aggregate: Emerging Europe: Central and Eastern Europe (1504)
- Aggregate: Emerging Europe: CIS and Mongolia (1493)
- Aggregate: Euro Area and European Union (125)
- Aggregate: Middle East (1611)
- Aggregate: Western Hemisphere: Latin America (1652)
- Aggregate: Export Earnings: Fuel (1473)
- Aggregate: Export Earnings: Non Fuel (1508)
- Regional Forecast (514)
- Commodity Price (606)**
 - Commodity Price (291)
 - Commodity Price Index (315)
- Global Economic Monitor (982)
- Financial Index (195)

Hot Topic – Global Commodity Prices

Commodity Prices began falling prior to the recent financial crisis. The troughs in energy and non-energy indexes more or less coincided with trends in global economic activity. Prices of energy and metal commodities began to recover in March 2009 while agricultural commodities started to rebound in the second quarter of last year.

Commodity Price datasets are sourced from the IMF's Commodity Unit. They cover a set of 62 widely traded commodities with historical prices going back to 1980. .

World Commodity Prices Movement



Global Economic Monitor

- [-] Aggregate: World (1678)
- [-] Aggregate: World: Advanced Economies (1650)
- [-] Aggregate: World: Emerging and Developing Economies (1603)
- [-] Aggregate: Africa (1641)
- [-] Aggregate: Asia (122)
- [-] Aggregate: Developing Asia (1618)
- [-] Aggregate: Emerging Europe (1577)
- [-] Aggregate: Emerging Europe: Central and Eastern Europe (1504)
- [-] Aggregate: Emerging Europe: CIS and Mongolia (1493)
- [-] Aggregate: Euro Area and European Union (125)
- [-] Aggregate: Middle East (1611)
- [-] Aggregate: Western Hemisphere: Latin America (1652)
- [-] Aggregate: Export Earnings: Fuel (1473)
- [-] Aggregate: Export Earnings: Non Fuel (1508)
- [-] Regional Forecast (514)
- [-] Commodity Price (606)
- [-] **Global Economic Monitor (1312)**
 - [+] National Accounts (413)
 - [+] Production (90)
 - [+] Sales, Orders, Inventory & Shipment (49)
 - [+] Real Estate, Construction and Properties (38)
 - [+] Demographic and Labour Market (92)
 - [+] Domestic Trade and Household Survey (56)
 - [+] Inflation (104)
 - [+] Monetary (97)
 - [+] Interest and Exchange Rate (284)
 - [+] Financial Market (89)
 - [-] Financial Index (195)

Standardized Economic Indicators for over 110 Countries

Global Economic Monitor (GEM) is designed to provide a quick view on current economic trends across countries around the world.

To facilitate quick cross-country comparison, CEIC data specialists have normalized raw data from the primary sources to produce standardized value-added data.

15 standardized and comparable indicators have been released and are classified by category.

More indicators coming soon!

Comparable Indicators of Global Economic Monitor (GEM)

- | | | |
|-----------------------------|-----------------------------------|----------------------------|
| ✓ Real GDP Y-o-Y Growth | ✓ Orders Index Y-o-Y Growth | ✓ CPI Y-o-Y Growth |
| ✓ Nominal GDP in US\$ mn | ✓ House Prices Index Y-o-Y Growth | ✓ Policy Rate |
| ✓ GDP Deflator Y-o-Y Growth | ✓ M2 Y-o-Y Growth | ✓ 3 Months Inter-bank Rate |
| ✓ GDP per Capita US\$ | ✓ Unemployment Rate | ✓ US Spot Exchange Rate |
| ✓ IPI Y-o-Y Growth | ✓ Retail Sales Index Y-o-Y Growth | ✓ Equity Market Index |

Financial Indexes

- Aggregate: World (1678)
- Aggregate: World: Advanced Economies (1650)
- Aggregate: World: Emerging and Developing Economies (1603)
- Aggregate: Africa (1641)
- Aggregate: Asia (122)
- Aggregate: Developing Asia (1618)
- Aggregate: Emerging Europe (1577)
- Aggregate: Emerging Europe: Central and Eastern Europe (1504)
- Aggregate: Emerging Europe: CIS and Mongolia (1493)
- Aggregate: Euro Area and European Union (125)
- Aggregate: Middle East (1611)
- Aggregate: Western Hemisphere: Latin America (1652)
- Aggregate: Export Earnings: Fuel (1473)
- Aggregate: Export Earnings: Non Fuel (1508)
- Regional Forecast (514)
- Commodity Price (606)
- Global Economic Monitor (992)
- Financial Index (195)**
 - MSCI Index: By Region (116)
 - MSCI Index: By Country (79)

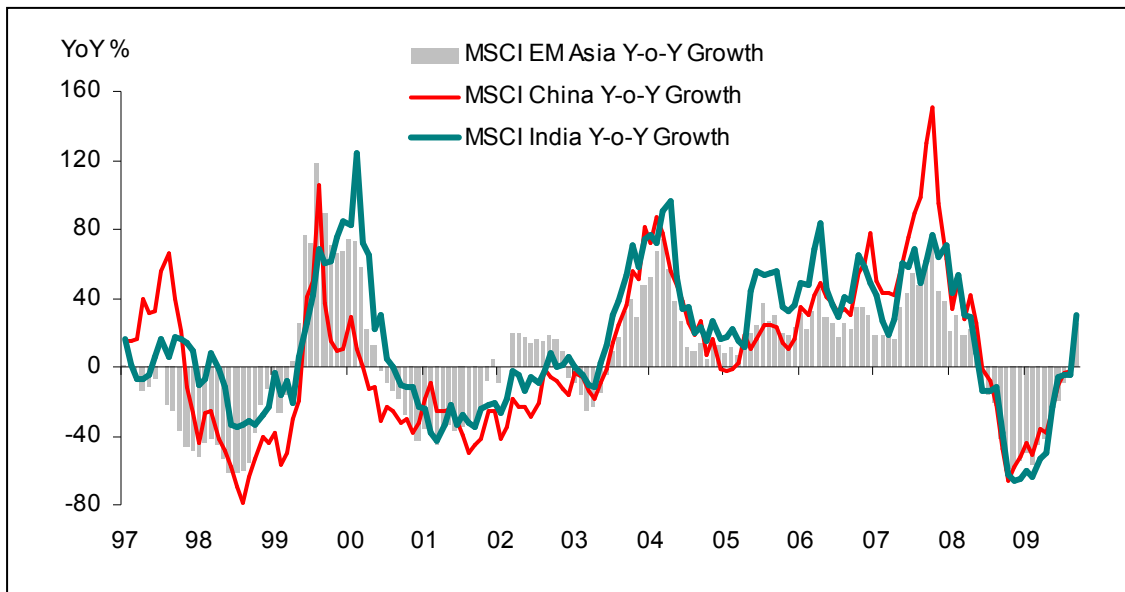
MSCI International Equity Indexes – The Most Widely Used Global Financial Market Benchmarks

MSCI Indexes are now available on CEIC’s CDM platform.

MSCI has built a solid reputation with the global investment research community. It has been recognized as the most widely used performance benchmarks by institutional investors around the world.

Using WorldTrend Database, clients can combine MSCI indexes with CEIC’s economic and financial data to analyze global performance.

MSCI Emerging Market Asia and Country Performance



Database Expansion List

We are looking to expand the data coverage of the WorldTrend Database, and we are open to feedback and requests regarding the database content.

The following table shows the major expansions we have planned for the database over the coming months.

Relevant Topics	Expansion Items
Regional Forecast	✓ Include IMF forecasts at country level with 183 countries on major indicators
Financial Index	✓ Further expand the MSCI International Equity Indexes to cover: <ul style="list-style-type: none">- <i>ACWI IMI Index</i>- <i>Global Investable Market Index</i>- <i>Global Small Cap Index</i>- <i>Global Value Growth Index</i>- <i>Global Sector Index</i>
Global Economic Monitor	✓ Add new GEM indicators with reference to our clients' data wishes.
Leading Economic Indicators	✓ Baltic Exchange Indexes

OTHER EXPANSIONS

- ❖ We would consider expanding the aggregate data coverage by approaching other International Statistical Agencies which release aggregate data such as the OECD, World Bank, etc
- ❖ We aim at expanding the Commodity Price dataset to include additional commodity prices from local prime source given that commodities are the hot topic among our clients.

World Headquarters:

Internet Securities, Inc.
225 Park Avenue South
New York, NY 10003 USA
Tel +1 212 610 2900
Fax +1 212 610 2950
Toll Free No: 1-888-ISI-4-INFO

Asian Headquarters:

Internet Securities (Hong Kong) Ltd.
39/F., China Online Building
WanChai, Hong Kong
Tel +852 2842 6954
Fax +852 2842 6938

European Headquarters:

Internet Securities, LTD.
Nestor House, Playhouse Yard
London, EC4V 5EX,
United Kingdom
Tel +44 20 7779 8100
Fax +44 20 7779 8224

Latin America Headquarters:

Internet Securities
San Martín 948
4th Floor, C1004AAT
Buenos Aires, Argentina
Tel (54 11) 4314 6622
Fax (54 11) 4314 6633

And 25 other offices worldwide

www.ceicdata.com



ISI EMERGING MARKETS
www.isi-securities.com
A Barclays Institutional Investor Company